

PAUL SCHERRER INSTITUT



Wir schaffen Wissen – heute für morgen

Paul Scherrer Institut

Tobias Panzner, Uwe Filges and Jochen Stahn

Monte Carlo Simulations for Complex Neutrons Optics

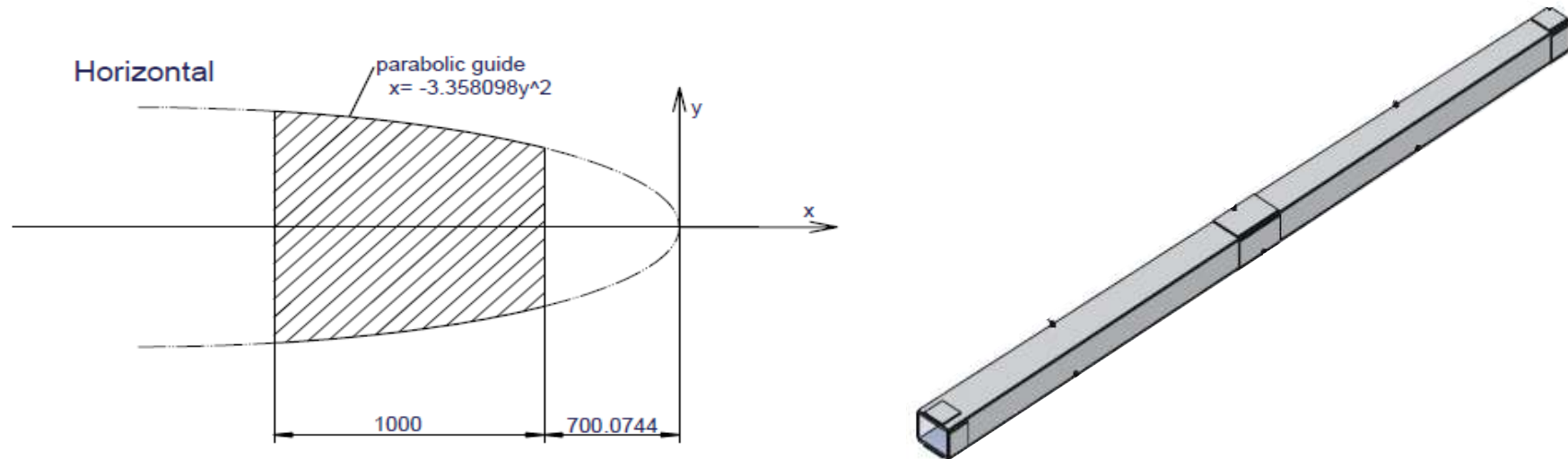
steps that are done:

- check up for low cost upgrade possibilities of the parabolic lens used at neutron reflectometer AMOR at PSI (using existing McStas components)
- development of a new McStas component for simulations of multichannel focusing devices with truly curved walls
- McStas simulations and optimisations for the elliptical shaped SELENE-device for fast multi q-value measurements

steps have to be done:

- implementation of gravity and diffuse scattering in the simulations
- built and test the SELENE device

horizontal focusing device used in a vertical reflectivity set up

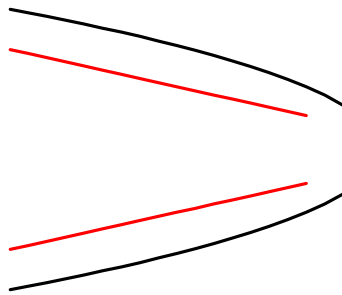


- lens was optimized for sample sizes of around 1cm^2
- the achieved gain factor for the intensity was 2.1 (2 \AA) – 2.4 (7 \AA)
- question:
Can the performance be enhanced by a simple low-cost-inset?

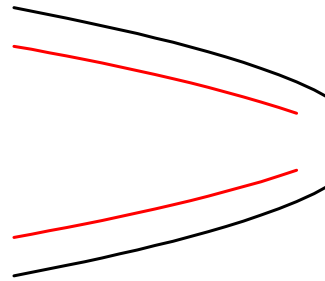
simulation results for different inset variants

simulation are done using component 'tapering guide' and McStas group feature: coating $m=3.6$, different geometries

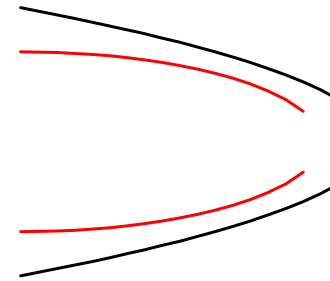
linear inset



parabolic inset



elliptical inset

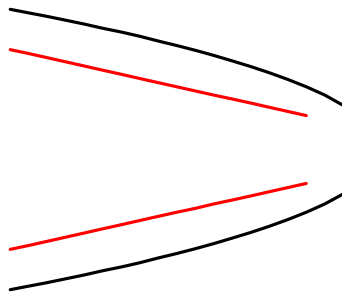


Gain factors compared to set up w/o lens	$\lambda = 2 \text{ \AA}$	$\lambda = 3 \text{ \AA}$	$\lambda = 5 \text{ \AA}$	$\lambda = 7 \text{ \AA}$
w/o inset	2.13 +/- 0.04	2.31 +/- 0.06	2.4 +/- 0.05	2.45 +/- 0.06
linear	2.76 +/- 0.06	3.01 +/- 0.07	3.14 +/- 0.06	3.25 +/- 0.06
parabolic	2.85 +/- 0.05	2.85 +/- 0.07	2.92 +/- 0.05	3.02 +/- 0.06
elliptic	2.58 +/- 0.05	3.02 +/- 0.07	3.28 +/- 0.06	3.33 +/- 0.07

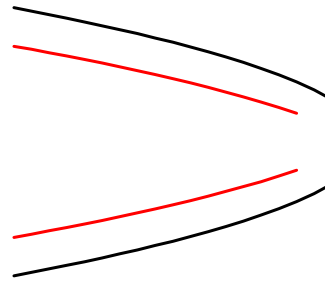
simulation results for different inset variants

simulation are done using component 'tapering guide' and McStas group feature: coating m=3.6, different geometries

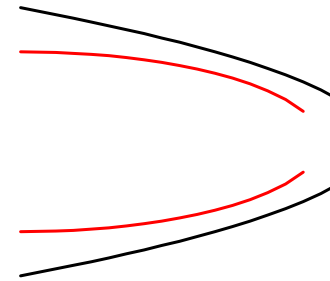
linear inset



parabolic inset



elliptical inset



Gain factors compared to set up w/o lens	$\lambda = 2 \text{ \AA}$	$\lambda = 3 \text{ \AA}$	$\lambda = 5 \text{ \AA}$	$\lambda = 7 \text{ \AA}$
w/o inset	2.13 +/- 0.04	2.31 +/- 0.06	2.4 +/- 0.05	2.45 +/- 0.06
upgrade canceled due to low intensity gain (only 36%)				
parabolic	2.85 +/- 0.05	2.85 +/- 0.07	2.92 +/- 0.05	3.02 +/- 0.06
elliptic	2.58 +/- 0.05	3.02 +/- 0.07	3.28 +/- 0.06	3.33 +/- 0.07

idea: modification of ‘tapering guide’ component by keeping all existing features

modifications:

- real curvatures
- possibility of transparent walls
- multi channel (up to 10 outer channels realized)
- neutrons can pass by

result:

- new component with 44 individual programmable walls
- the properties of every wall can be tuned by up to 15 parameters directly and by the clinging walls indirectly

first tests:

- recheck to the component ‘tapering guide’
- use in two simulation scenarios (SELENE and adaptive optics)

wall curvature tuning: example for direct tuning

controlled by: - distance from focal points to guide wall (l_{in} , l_{out})
- entrance and exit width (w_{in} , w_{out})

linear : $l_{in}=l_{out}=0$



$w_{in} = w_{out}$



$w_{in} > w_{out}$




$w_{in} < w_{out}$

parabolic:



$l_{in} = 0$ $l_{out} \neq 0$



$l_{in} \neq 0$ $l_{out} = 0$

elliptic:



$l_{in} = l_{out} \neq 0$

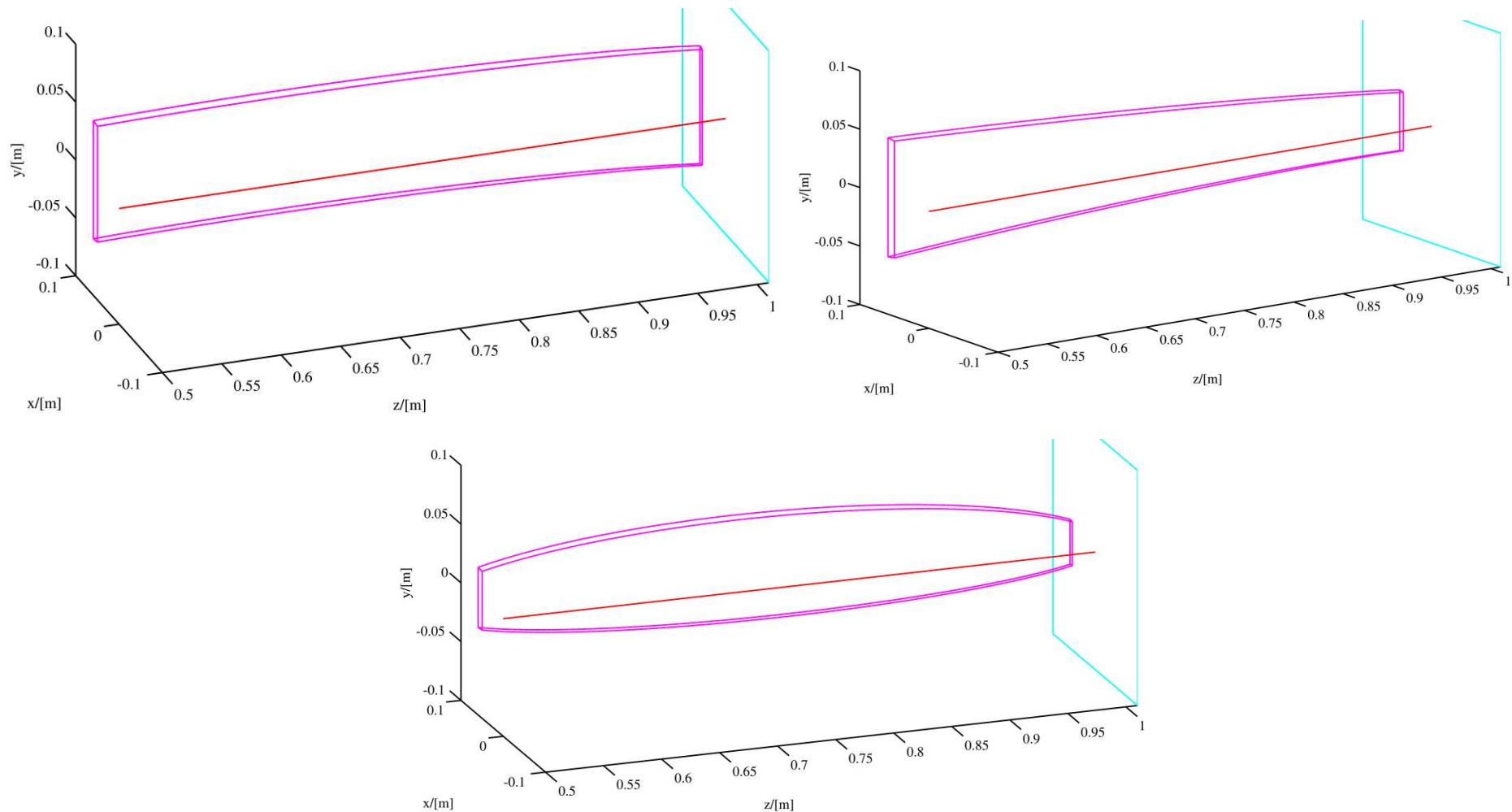


$l_{in} > l_{out}$



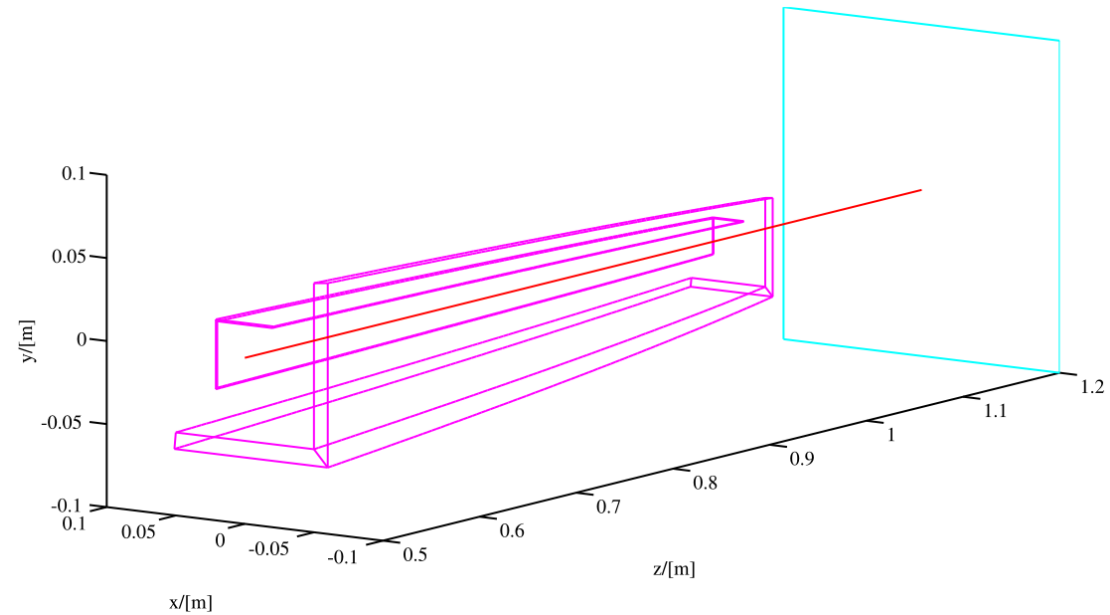
$l_{in} < l_{out}$

shape of a wall can be influenced by the bending of the clinging walls
(even if they are transparent and not seen by the neutrons)




example for a 2 shell parabolic lens devise


- only 2 sides of every of every shell are used (others are transparent)
- sides are reflecting with $m=6$
- all sides are parabolic and have the focal point the detector plane (light blue)



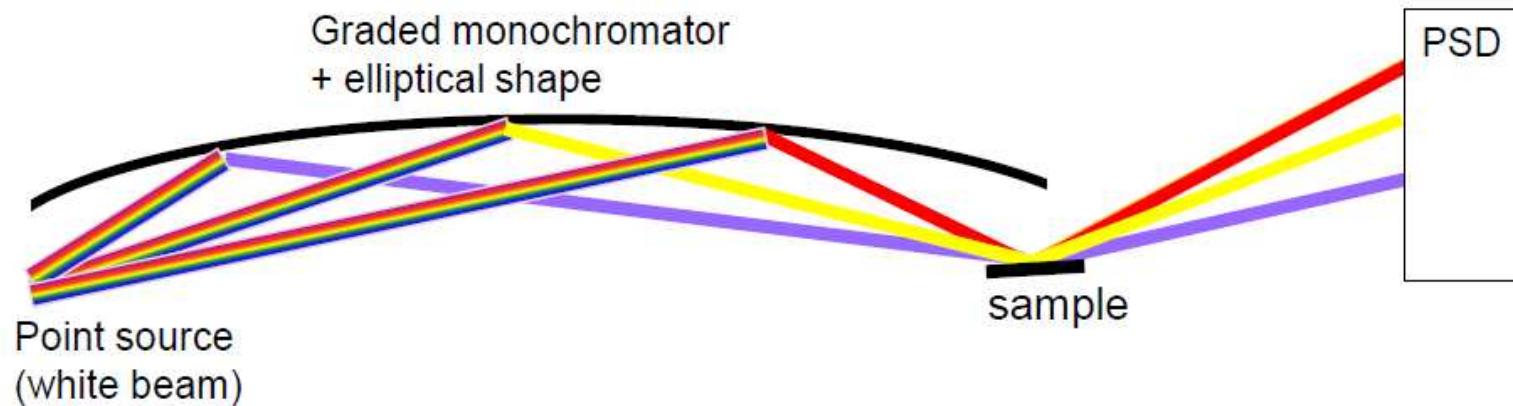
PSD detector



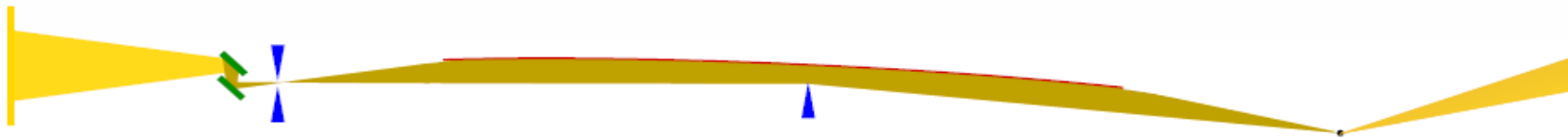
divergence detector



mean idea from F. Ott and A. Menelle (NIMA A 586 , 2008, 23-30) : REFOCUS
(or as talk under http://optics.neutron-eu.net/FILES/NOP2010_Ott.pdf)

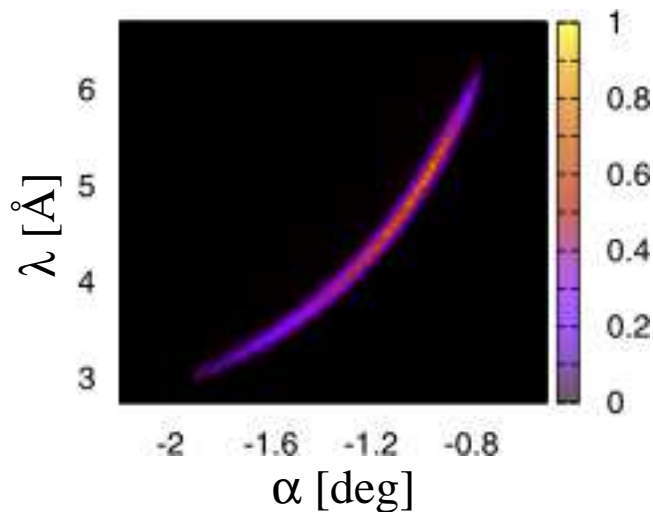
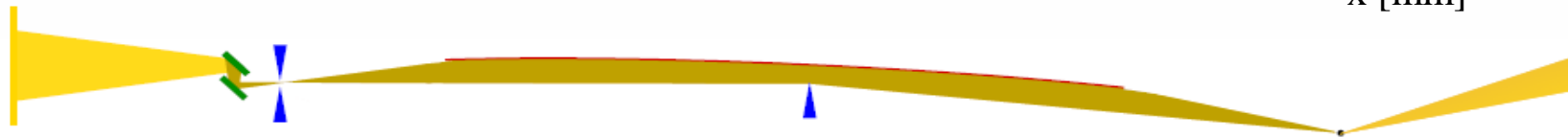
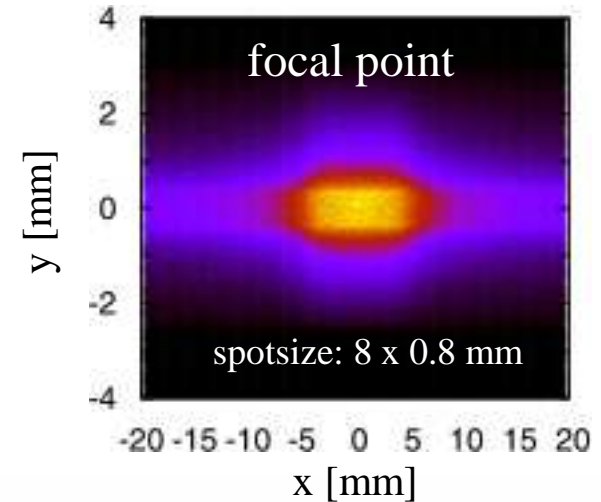


version by J. Stahn: SELENE-concept
(under http://optics.neutron-eu.net/FILES/NOP2010_Stahn.pdf)



- separation of the monochromator from the focusing device lets to an easier sputtering process of the elliptical guide.
- beam properties can be changed by the monochromator type

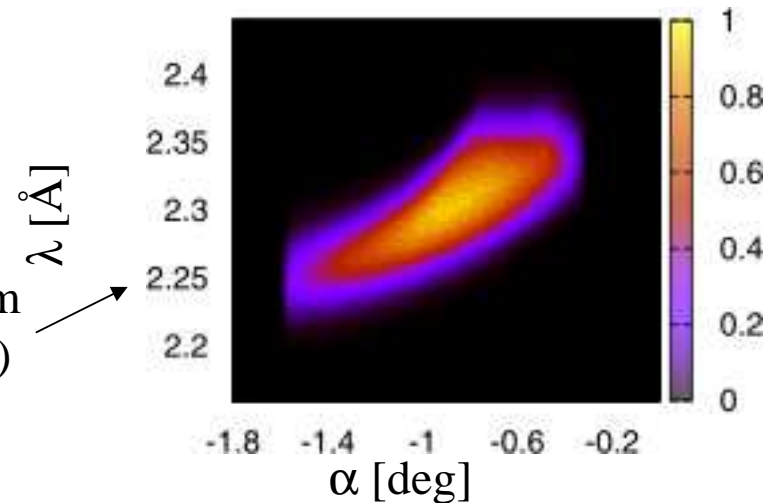
- the pre-optic determine the wavelength-angle distribution at the sample (white beam or 'single' wavelength)
- properties can be optimized for the experiment
- additional horizontal focusing is possible (small sample investigations)



white beam
(by multilayer)

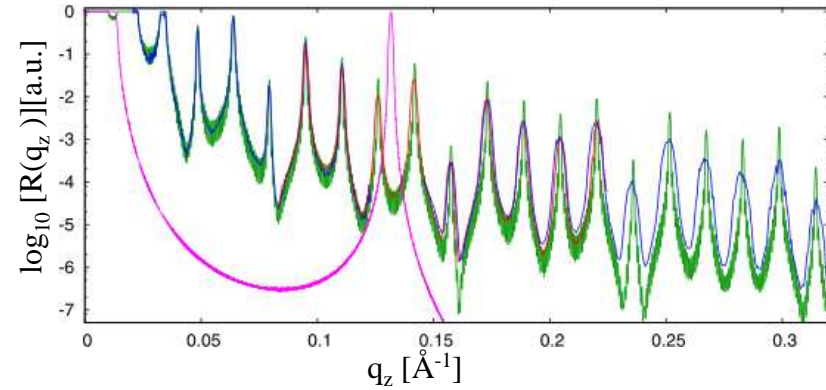
or

monochromatic beam
(by monochromator)



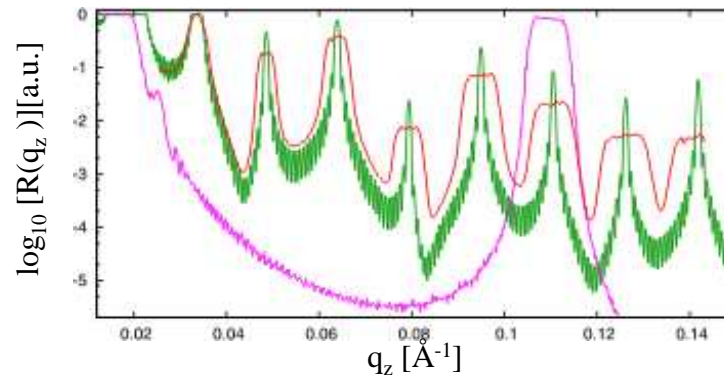
test for a calculated test-multilayer-sample (represented by the green line)

double multilayer
m=6:



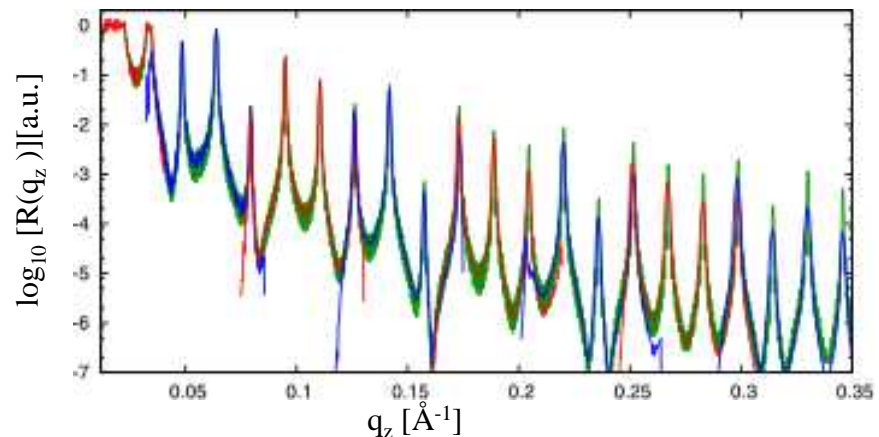
the reflectivity properties of the multilayers are presented by the magenta lines

double multilayer
m=5:

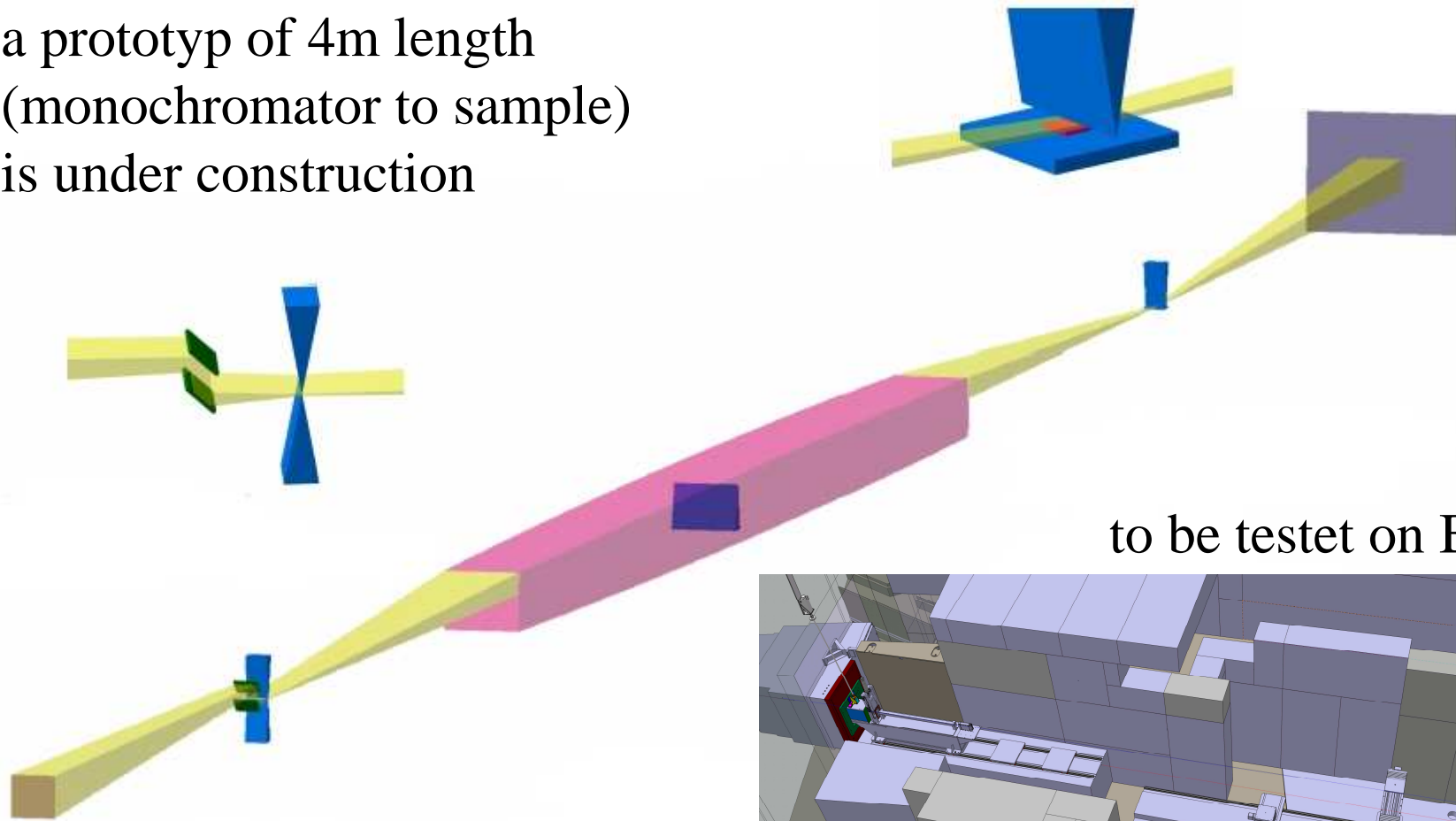


the simulated measurements are represented in blue and red (every blue or red part represent a different sample angle)

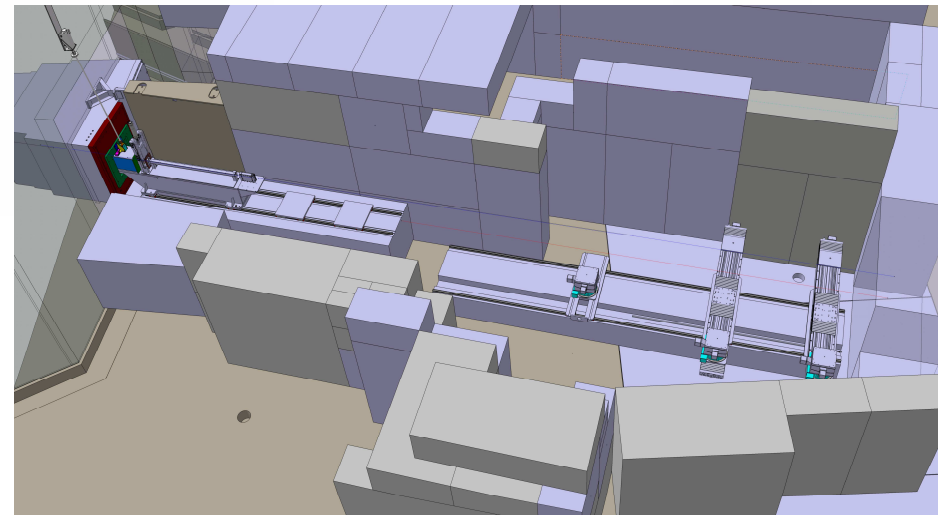
double PG
monochromator
with $\Delta\alpha = 0.16^\circ$:



a prototyp of 4m length
(monochromator to sample)
is under construction



to be testet on BOA



thanks to: **NMI3-FP7 for financial support and YOU for your attention**

